

Spring 2016 Key Indicator Food Systems

sustainablesanmateo.org



Sustainable
San Mateo County
Economy. Equity. Environment.

Platinum Sponsors:



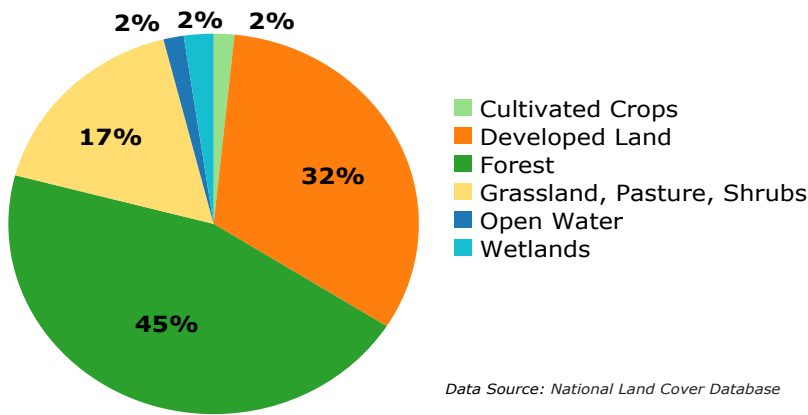
**Pacific Gas and
Electric Company**

Gold Sponsors: Brisbane, Colma,
Foster City, Portola Valley, San Carlos,
San Mateo, South San Francisco

Silver Sponsors: Belmont, Burlingame,
East Palo Alto, Half Moon Bay, Hillsborough,
Menlo Park, Millbrae, MindSource,
Pacifica, Redwood City

Agriculture and Land Use

Land Cover, San Mateo County, 2011



Data Source: National Land Cover Database

Agriculture and Land Use

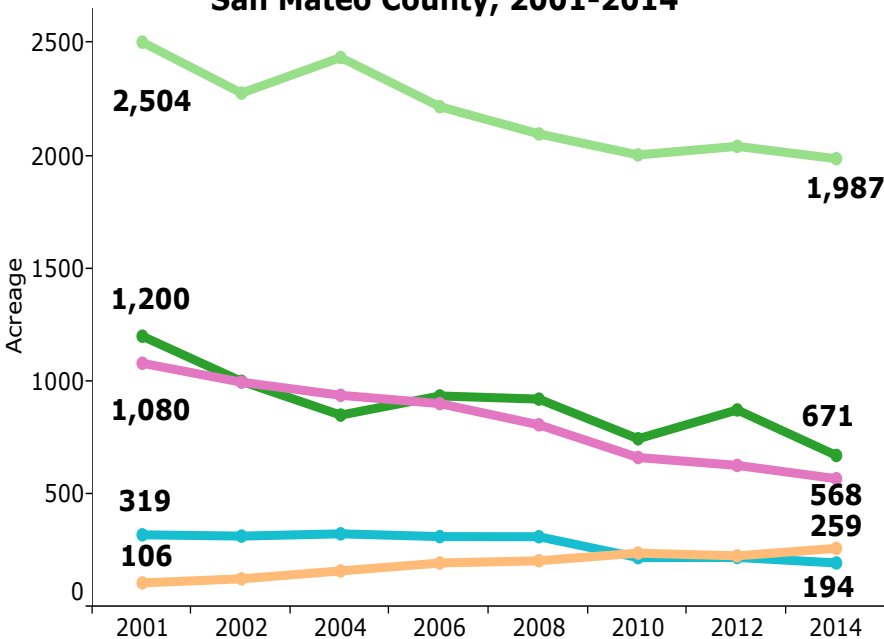
Agricultural land preserves cultural heritage and scenic beauty while reducing urban sprawl and habitat encroachment. When sustainably managed, farm and pasture land contribute to soil integrity and watershed protection. San Mateo County's agricultural conservation practices are stringent and effective. The Peninsula Open Space Trust seeks to triple the number of protected farms and farm acreage within 10 years.

See a map of the county's land cover on our website.

Agricultural Workforce

Local farmers, ranchers and fishermen sustain San Mateo County's agricultural legacy, maneuver domestic and international markets, and in many cases, play a vital role in environmental stewardship. From 2000 to 2015, the agriculture workforce has decreased by 38%.

Acreage by Crop, San Mateo County, 2001-2014




Data Source: San Mateo County, Department of Agriculture, Weights & Measures, Annual Agricultural Crop Reports

Acreage

- Vegetable Crops
- Field Crops
- Outdoor Floral & Nursery Crops
- Indoor Floral & Nursery Crops
- Fruit and Nut Crops

Production Value by Crop

	2001	2014
Vegetable Crops	\$34,564,000	\$22,107,000
Field Crops	\$756,000	\$725,000
Outdoor Floral & Nursery Crops	\$32,472,000	\$20,159,000
Indoor Floral & Nursery Crops	\$104,142,000	\$99,079,000
Fruit and Nut Crops	\$692,000	\$2,794,000



Brussels Sprouts

736 acres of Brussels sprouts were grown in 2014, the largest amount of acreage for a single crop in San Mateo County. Brussels sprouts ranked the highest in pesticide use compared to all other applications in the county. In contrast, organic Brussels sprouts are grown without the use of chemical pesticides. These sprouts are often smaller than the conventionally grown counterpart, because they are harvested before insects damage their quality.

See our list of local producers on sustainablesanmateo.org

Production Value of Livestock and Apiary Products, San Mateo County, 2014

Livestock and Apiary Products	Units	Value
Beeswax	1007 lbs	\$6,000
Cattle and Calves	1562	\$1,691,000
Goats, Poultry, Sheep, Pigs, etc.	6532	\$514,000
Honey	40,000 lbs	\$331,000
Livestock Products- Eggs, Cheese, Wool, etc.	NA	\$1,321,000

Data Source: San Mateo County Department of Agriculture, Weights & Measures Annual Agricultural Crop Report

Drought and Climate

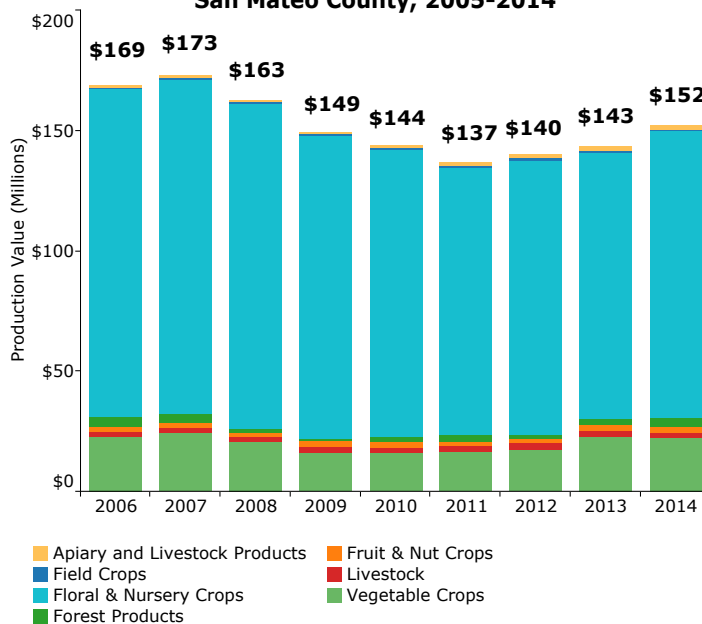
The drought has decreased production of crops and grass for livestock. According to the California Climate & Agriculture Network, increasing temperatures are a likely result of climate change and will serve to extend growing seasons and further strain the water supply. The San Mateo County Resource Conservation District implements programs that safeguard irrigation water for local farms and protect watersheds and spawning grounds for Steelhead trout and Coho salmon.

Commercial Fish Catch, San Mateo County, 2013

Species	Pounds	Value	\$/lbs
Total	18,657,893	\$17,129,229	
Dungeness Crab	2,400,347	\$7,460,044	\$3.11
Squid	15,238,707	\$4,953,848	\$0.33
Chinook Salmon	510,654	\$3,591,319	\$7.03
Prawn	26,964	\$357,646	\$13.26
California Halibut	45,644	\$242,566	\$5.31
Albacore Tuna	37,278	\$98,361	\$2.64
Sole	99,046	\$95,481	\$0.96
Sablefish	61,642	\$95,183	\$1.54
Rockfish	79,642	\$77,145	\$0.97
Rock Crab	24,149	\$69,369	\$2.87
Sanddab	106,456	\$53,815	\$0.51
Lingcod	4,422	\$17,698	\$4.00
Miscellaneous	16,902	\$8,697	\$0.51
Flounder	5,646	\$5,920	\$1.05
White Seabass	394	\$2,137	\$5.42

Data Source: San Mateo County Department of Agriculture, Weights & Measures, Agricultural Crop Report 2014

Total Agricultural Production Value, San Mateo County, 2005-2014



Data source: San Mateo County Department of Agriculture, Weights & Measures Annual Agricultural Crop Report

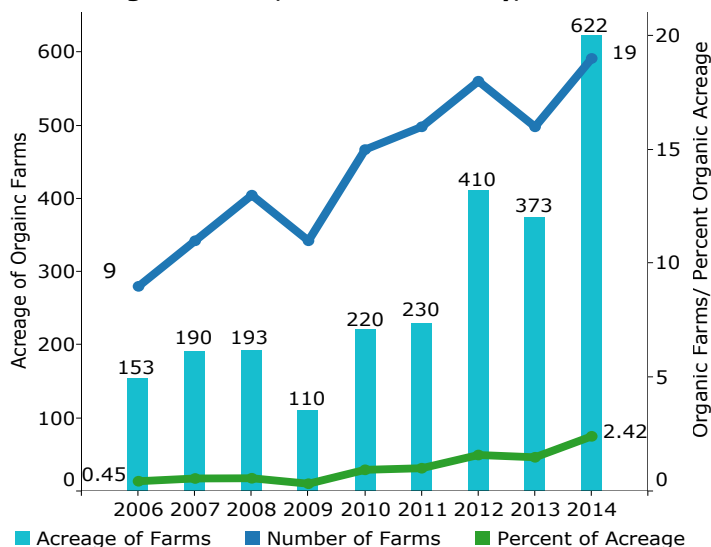


Cities and Towns Allow Residents to Raise Chickens



See more examples of urban agriculture in our annual city survey results.

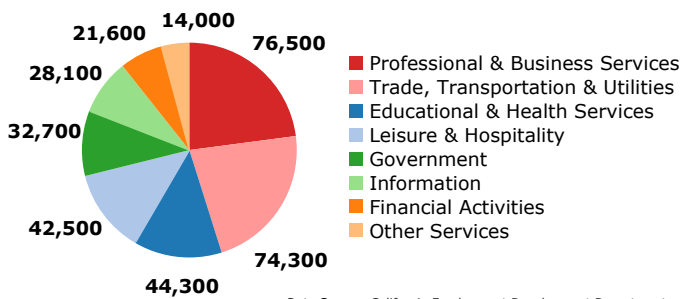
Organic Farms, San Mateo County, 2006-2014



Data Source: San Mateo County, Department of Agriculture & Weights and Measures, Agricultural Crop Report 2014

Employment

Service Sector Jobs, San Mateo County, 2015



Data Source: California Employment Development Department

Service Jobs and Wages

In 2015, the overall number of jobs increased by 3%, and service jobs increased by 5%. For many, the monthly average rent is half a month's wage. The average wages (monthly/annually) for several types of service jobs are listed below:

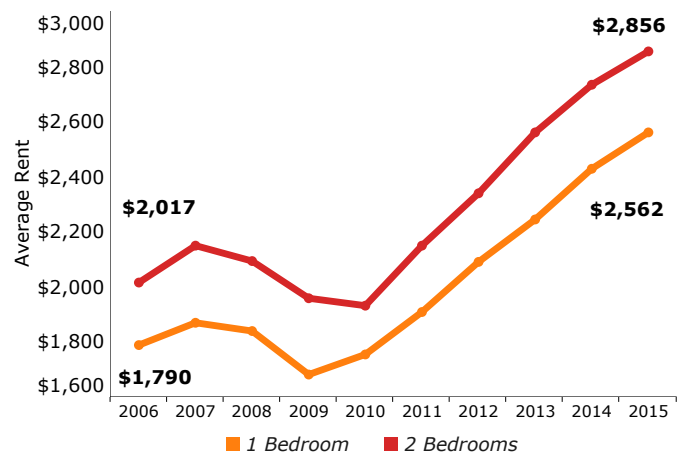
- Chefs and Head Cooks: \$4,451/\$53,412
- Computer Programmers: \$8,852/\$106,234
- Elementary School Teachers: \$5,823/\$69,883
- Financial Analysts: \$11,006/\$132,069
- Forest and Conservation Technicians: \$3,190/\$38,805
- Legislators: \$5,743/\$68,919
- Paramedics and EMTs: \$4,695/\$56,336

Housing

Average Rent and Income

Between 2006 and 2015, the market average rent increased by 43% for a 1 bedroom and 42% for a 2 bedroom. In contrast, the median household income only rose 12% between 2006 and 2014 from \$90,033 to \$101,051.

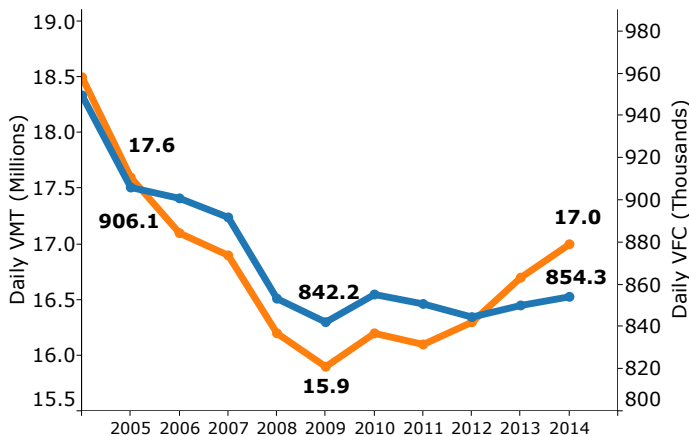
Market Average Rent, San Mateo County, 2006-2015



Data Source: San Mateo County Department of Housing; all data is for the quarter ending in December

Environment

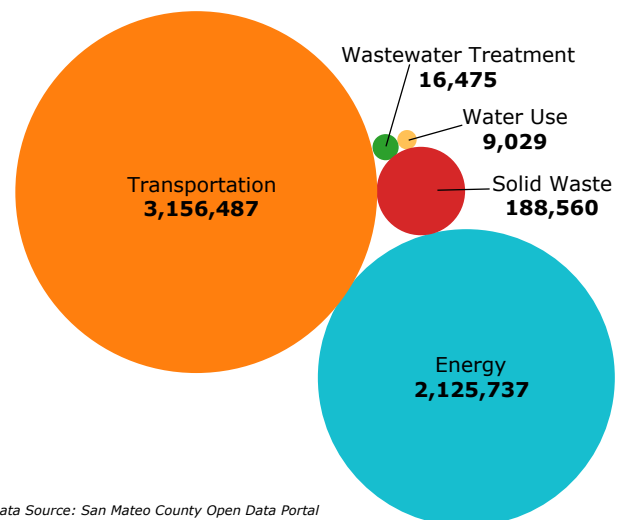
Daily Vehicle Miles Traveled and Vehicle Fuel Consumption, San Mateo County, 2005-2014



■ Daily Vehicle Fuel Consumption (VFC) Gallons Per Day
 ■ Daily Vehicle Miles Traveled (VMT) Miles Per Day

Data Source: California Air Resources Board

Greenhouse Gas Emissions (Tons of Carbon Dioxide), San Mateo County, 2013



Data Source: San Mateo County Open Data Portal

